## ELEVATIE / ELEVATION
Sc. 1:100

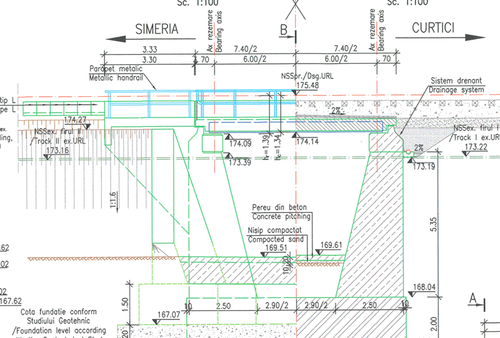


## SECTIUNE A–A / A–A SECTION
Sc. 1:100

## LEGENDA BETOANELOR/CONCRETE LEGEND
conform NE 012–1:2007/SR EN 206–1

- BETON C30/37 – Clasa de expunere XC3+XF1, agregate Dmax 22. DALA DE BETON/CONCRETE SLAB
- BETON C25/30 – Clasa de expunere XC2+XF1+XA1, agregate Dmax 22. FUNDATII DIRECTE /DIRECT FOUNDATIONS
- BETON C25/30 – Clasa de expunere XC4+XF3, agregate Dmax 22. ELEVATII INFRASTRUCTURA /INFRASTRUCTURE ELEVATIONS
- BETON C25/30 – Clasa de expunere XC4+XF1+XM3, agregate Dmax 16. SAPA DE PROTECTIE A HIDROIZOLATIEI SI PREDALE /WATERPROOFING PROTECTION AND PRESLABS
- BETON C25/30 – Clasa de expunere XC4+XF3+XA1, agregate Dmax 22. SFERT DE CON, PERELI SI SCARI DE ACCES /CONE QUARTER, PITCHING AND ACCESS STAIRS
- BETON C16/20 – Clasa de expunere X0+XF3, agregate Dmax 22. DREN, BETON DE PANTA SI DE EGALIZARE /DRAINAGE, SLOPE AND LEAN CONCRETE

## VEDERE PLANA / PLAN VIEW
Sc. 1:200

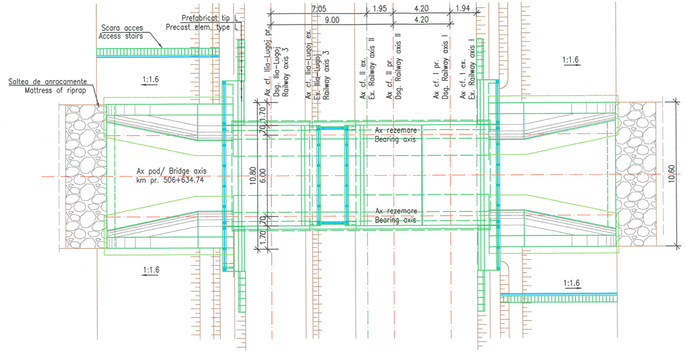


## SECTIUNE B–B / B–B SECTION
Sc. 1:100

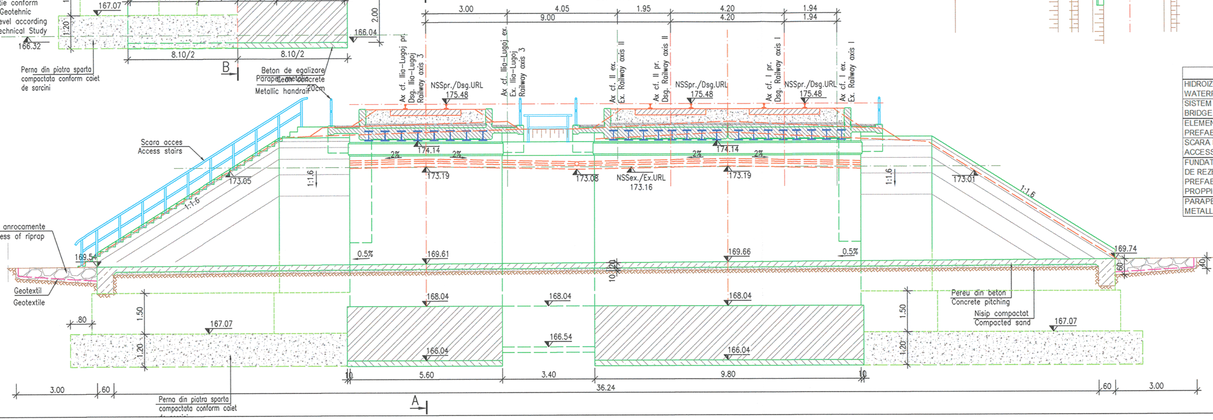


| PLANURI DETALII GENERALE / GENERAL DRAWING DETAILS | |
|---|---|
| HIDROIZOLATIE SI ACOPERIRI DE ROSTURI<br>WATERPROFFING AND EXPANSION JOINTS | P T 0 3 0 2 0 0 P O 0 1 9 |
| SISTEM DE DRENARE PODURI<br>BRIDGE DRAINAGE SYSTEM | P T 0 3 0 2 0 0 P O 0 2 0 |
| ELEMENT PREFABRICAT TIP L<br>PREFABRICATED ELEMENT TY PE L | P T 0 3 0 2 0 0 P O 0 2 1 |
| SCARA DE ACCES SI BALUSTRADA METALICA<br>ACCESS STAIRS AND METALLIC BALUSTRADE | P T 0 3 0 2 0 0 P O 0 2 2 |
| FUNDATIE PREFABRICATA PENTRU PODURI PROVIZORII SI DETALII DE REZEMARE PODURI PROVIZORII<br>PREFABRICATED FOUNDATION FOR TEMPORARY BRIDGES AND PROPPING-UP DETAILS FOR TEMPORARY BRIDGES | P T 0 3 0 2 0 0 P O 0 2 3 |
| PARAPET METALIC PENTRU PODURI DE BETON<br>METALLIC HANDRAIL FOR CONCRETE BRIDGES | P T 0 3 0 2 0 0 P O 0 2 4 |

CONVOI DE CALCUL LM71
CALCULATION CONVOY LM71

NOTA:
1. Prezentul plan s–a întocmit în baza urmatoarelor date:
– studiu topografic;
– studiu geotehnic;
– fisa podului si date culese pe teren.
2. Se vor executa urmatoarele lucrari:
– demolare pod existent si executia unui pod nou;
– infrastructura va fi alcatuita din doua culei din beton armat ce se vor funda direct iar racordarile cu terasamentul c.f. sunt realizate sferturi de con pereate cu beton;
– suprastructura este de tip grinzi metalice inglobate in beton cu inalTimea de constructie de 1.34m si deschiderea de 6.00m;
– amenajarea albiei
– impermeabilizarea suprafetelor din beton vizibile
3. La executie se vor respecta cu strictete prevederile din:
– Codul de practica pentru executarea lucrarilor din beton, beton armat si beton precomprimat, indicativ NE 012–2007;
– Codul de practica pentru executarea elementelor prefabricate din beton, beton armat si beton precomprimat, indicativ NE 013–2002;
– Normativul pentru verificarea calitatii si receptia lucrarilor de constructii aferente, indicativ C56–85
– Caietul de sarcini.
4. Conform H.G. 766/1997 lucrarea se incadreaza in categoria "B" a constructiilor de importanta deosebita.
5. Proiectul va fi verificat de verificatori atestati MLPAT la exigentele A.4, B.2 si D.2.
6. Pe toate suprafetele din beton in contact cu pamantul se vor aplica 2 straturi de emulsie din bitum filerizat.
7. Pentru trasarea lucrarilor se vor folosi ca repere in plan axele liniilor c.f. iar ca repere de nivel cota NSS(Pr.) 175.48m.
8. Orice neconcordanta intre elementele ovute in vedere la elaborarea proiectului si teren va fi anuntata proiectantului pentru adaptare la situatia existenta.

NOTE:
1. The plan was prepared based on the following data:
– topographic study;
– geo–technical study;
– bridge sheet and data collected from the site.
2. The following works will be executed:
– demolition of the existing bridge and execution of a new bridge;
– the infrastructure will be formed of two r.c. abutments, which will be set directly, and the connections to the railway embankment are carried out by help of pitched cone quarters;
– the suprastructure is of type metallic girders embedded in concrete having the height system of 1.34m and the span of 6.00m;
– the calibration of the riverbed;
– waterproofing of the visible concrete areas.
3. During execution, there will be strctly observed the provisions of:
– Code of practice concerning the execution of the works made of concrete, reinforced concrete and pre–stressed concrete, indicative NE 012–2007;
– Code of practice concerning the execution of the pre–cast elements made of concrete, reinforced concrete and pre–stressed concrete, indicative NE 013–2002;
– Normative for the the checking the quality and taking over of the afferent construction works, indicative C56–85
– Technical Specifications.
4. Complying with H.G. 766/1997 this structure belongs to category "B" of importance.
5. The project will be verified at A.4, B.2 and D.2 requirements.
6. All concrete surfaces in contact with soil will be coated with 2 bituminous layers.
7. For setting out the works, the axes of the railway lines will be utilised as reference marks in plan and the NSS(Dsg.)(top of the rail) of 175.48m.
8. Any incongruity between the elements considered when preparing the design and the site will be announced to the designer for adaptation to the existent situation.

RACANEL I. IONUT RADU
ROMANIA
MLPAT
Nr. 07230
INGINER VERIFICATOR PROIECTE

Prezentul plan anuleaza si inlocuieste versiunea anterioara
This plan cancels and replaces previous version

SIMESCU C. CONSTANTIN
ROMANIA MLPAT
NR: 1107
AS, A7, B4, B6, D2
INGINER VERIFICATOR PROIECTE

| Verificator / Expert Checker / Expert | Cerinta Requirement | Semnatura Signature | Referat / Expertiza Report / Expertise |
|---|---|---|---|
| European Investment Bank | MINISTERUL TRANSPORTURILOR<br>BENEFICIAR / BENEFICIARY :<br>COMPANIA NAŢIONALĂ DE CĂI FERATE "CFR" SA | | |

| PROIECTANT / DESIGNER: PÖYRY | | | Data Date | Semnatura Signature |
|---|---|---|---|---|
| Aprobat Approved | Sef de echipa Team leader | C. Teodorescu | 01.2013 | |
| Verificat Checked | Expert Cheie Key Expert | R. Tudorașcu | 01.2013 | |
| Subcontractant / Subcontractor VIOTOP | | | | |
| Aprobat Approved | Adjunct Sef de echipa Deputy Team leader | A.M. Baicu | 01.2013 | |
| Proiectat Designed | Inginer Engineer | R. Tănăsescu | 01.2013 | |

**"Reabilitarea liniei c.f. Frontier ă - Curtici - Simeria , parte componentă a Coridorului IV Pan - European pentru circula ția trenurilor cu viteză maximă de 160 km/h"**
**Tronsonul 3: Gurasada - Simeria**

**"Rehabilitation of the Railway Line Border - Curtici - Simeria , component Part of the IV Pan - European Corridor for the Trains Circulation with maximum speed of 160 km/h"**
**Section 3: Gurasada - Simeria**

Project 9i 35311.1

Faza / Phase: PTH+CS / TD+TS

Denumire desen / Drawing name:
DISPOZITIE GENERALA / GENERAL LAYOUT
POD / BRIDGE
KM.PR.(DSG.) 506+634+74 / KM.EX.(EX.) 507+700.00

| Scara / Scale | Revizia / Revision | Cod desen / Drawing Code | Nr / No |
|---|---|---|---|
| 1:200; 1:100 | 1 / 04.2013 | PT.03.02.21.PO.02.03 | 03 |